

Draft Report task1

realUser1

2022-04-13

Cross validation

Lorem ipsum dolor sit amet, consectetur adipiscing elit. Cras sit amet mauris in ex ultricies elementum vel rutrum dolor. Phasellus tempor convallis dui, in hendrerit mauris placerat scelerisque. Maecenas a accumsan enim, a maximus velit. Pellentesque in risus eget est faucibus convallis nec at nulla. Phasellus nec lacinia justo. Morbifermentum, orci id varius accumsan, nibh neque porttitor ipsum, consectetur luctus risus arcu ac ex. Aenean a luctus augue. Suspendisse et auctor nisl. Suspendisse cursus ultrices quam non vulputate. Phasellus et pharetra neque, vel feugiat erat. Sed feugiat elit at mauris commodo consequat. Sed congue lectus id mattis hendrerit. Mauris turpis nisl, congue eget velit sed, imperdiet convallis magna. Nam accumsan urna risus, non feugiat odio vehicula eget.

Lorem ipsum dolor sit amet, consectetur adipiscing elit. Cras sit amet mauris in ex ultricies elementum vel rutrum dolor. Phasellus tempor convallis dui, in hendrerit mauris placerat scelerisque. Maecenas a accumsan enim, a maximus velit. Pellentesque in risus eget est faucibus convallis nec at nulla. Phasellus nec lacinia justo. Morbifermentum, orci id varius accumsan, nibh neque porttitor ipsum, consectetur luctus risus arcu ac ex. Aenean a luctus augue. Suspendisse et auctor nisl. Suspendisse cursus ultrices quam non vulputate. Phasellus et pharetra neque, vel feugiat erat. Sed feugiat elit at mauris commodo consequat. Sed congue lectus id mattis hendrerit. Mauris turpis nisl, congue eget velit sed, imperdiet convallis magna. Nam accumsan urna risus, non feugiat odio vehicula eget.

Lorem ipsum dolor sit amet, consectetur adipiscing elit. Cras sit amet mauris in ex ultricies elementum vel rutrum dolor. Phasellus tempor convallis dui, in hendrerit mauris placerat scelerisque. Maecenas a accumsan enim, a maximus velit. Pellentesque in risus eget est faucibus convallis nec at nulla. Phasellus nec lacinia justo. Morbifermentum, orci id varius accumsan, nibh neque porttitor ipsum, consectetur luctus risus arcu ac ex. Aenean a luctus augue. Suspendisse et auctor nisl. Suspendisse cursus ultrices quam non vulputate. Phasellus et pharetra neque, vel feugiat erat. Sed feugiat elit at mauris commodo consequat. Sed congue lectus id mattis hendrerit. Mauris turpis nisl, congue eget velit sed, imperdiet convallis magna. Nam accumsan urna risus, non feugiat odio vehicula eget.

Model Summaries

Bayesian

Statistics

Lorem ipsum dolor sit amet, consectetur adipiscing elit. Cras sit amet mauris in ex ultricies elementum vel rutrum dolor. Phasellus tempor convallis dui, in hendrerit mauris placerat scelerisque. Maecenas a accumsan enim, a maximus velit. Pellentesque in risus eget est faucibus convallis nec at nulla. Phasellus nec lacinia justo. Morbifermentum, orci id varius accumsan, nibh neque porttitor ipsum, consectetur luctus risus arcu ac ex. Aenean a luctus augue. Suspendisse et auctor nisl. Suspendisse cursus ultrices quam non vulputate.

Phasellus et pharetra neque, vel feugiat erat. Sed feugiat elit at mauris commodo consequat. Sedcongue lectus id mattis hendrerit. Mauris turpis nisl, congue eget velit sed, imperdiet convallis magna. Namaccumsan urna risus, non feugiat odio vehicula eget.

Bayesian models summary table

Model

Breeding Variable

Minimum

1st Quantil

Median

Mean

3rd Quantil

Max

lasso

id

-2.94

-0.52

0.06

-0.02

0.51

2.58

ridge

id

-2.32

-0.43

0.01

0

0.47

1.89

bayesa

id

-3.36

-0.65

0.11

0.01

0.67

3.23

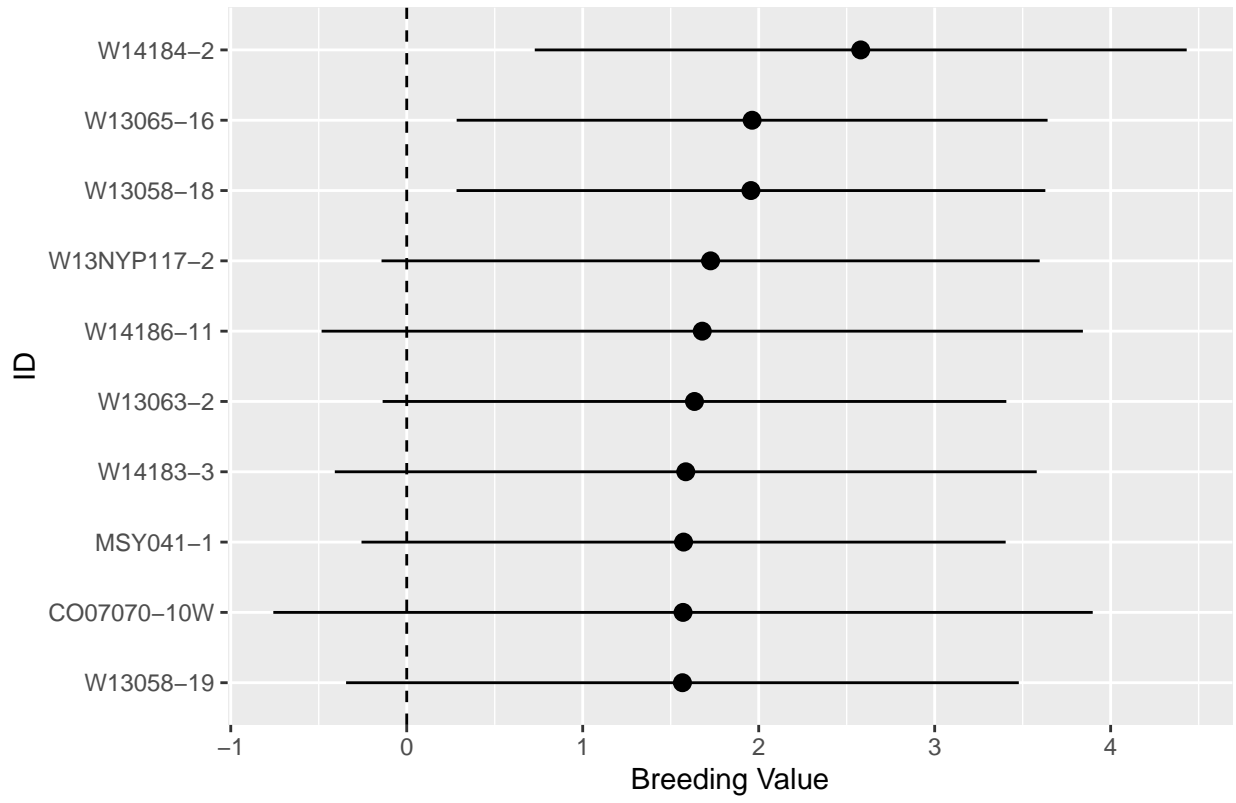
bayesb

id
-3.67
-0.68
0.06
0.02
0.73
3.17
bayesc
id
-4.18
-0.92
0.01
-0.01
0.86
4.29

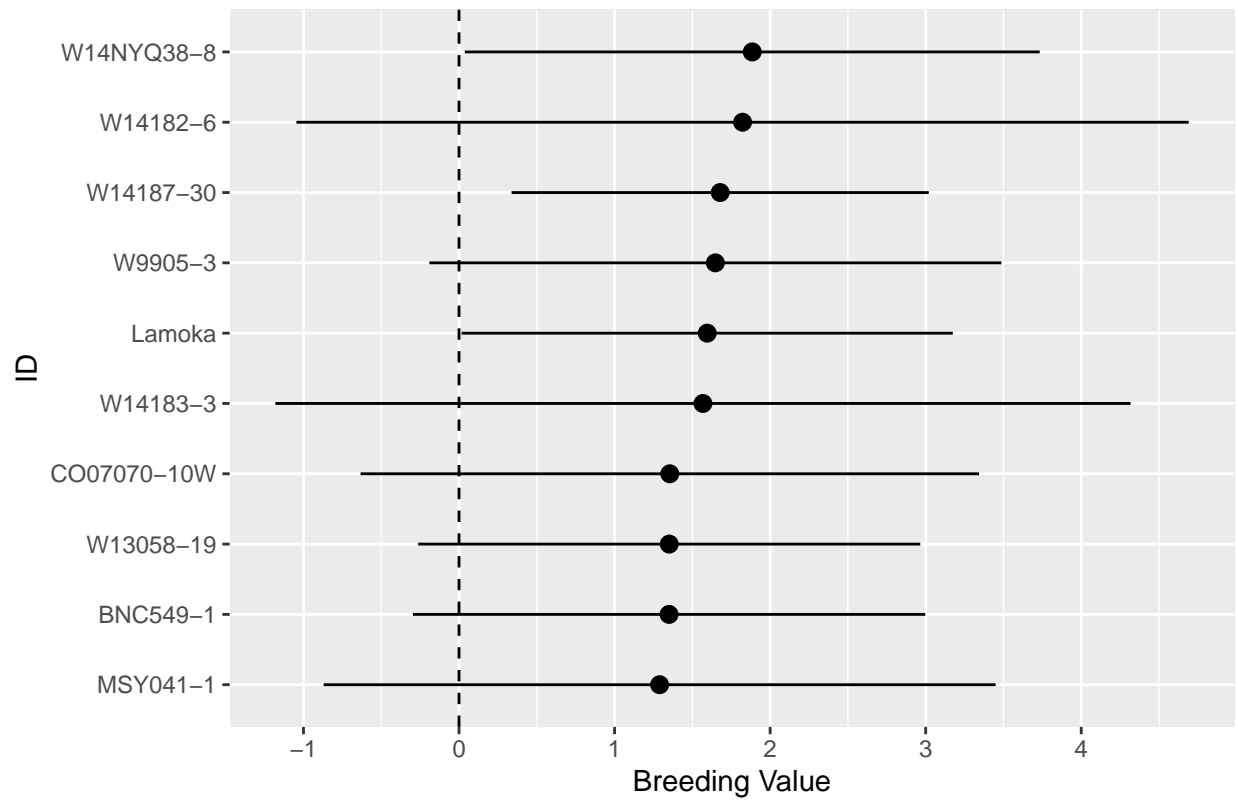
Plots

Lorem ipsum dolor sit amet, consectetur adipiscing elit. Cras sit amet mauris in ex ultricies elementum vel rutrum dolor. Phasellus tempor convallis dui, in hendrerit mauris placerat scelerisque. Maecenas a accumsan enim, a maximus velit. Pellentesque in risus eget est faucibus convallis nec at nulla. Phasellus nec lacinia justo. Morbifermentum, orci id varius accumsan, nibh neque porttitor ipsum, consectetur luctus risus arcu ac ex. Aenean a luctus augue. Suspendisse et auctor nisl. Suspendisse cursus ultrices quam non vulputate. Phasellus et pharetra neque, vel feugiat erat. Sed feugiat elit at mauris commodo consequat. Sed congue lectus id mattis hendrerit. Mauris turpis nisl, congue eget velit sed, imperdiet convallis magna. Nam accumsan urna risus, non feugiat odio vehicula eget.

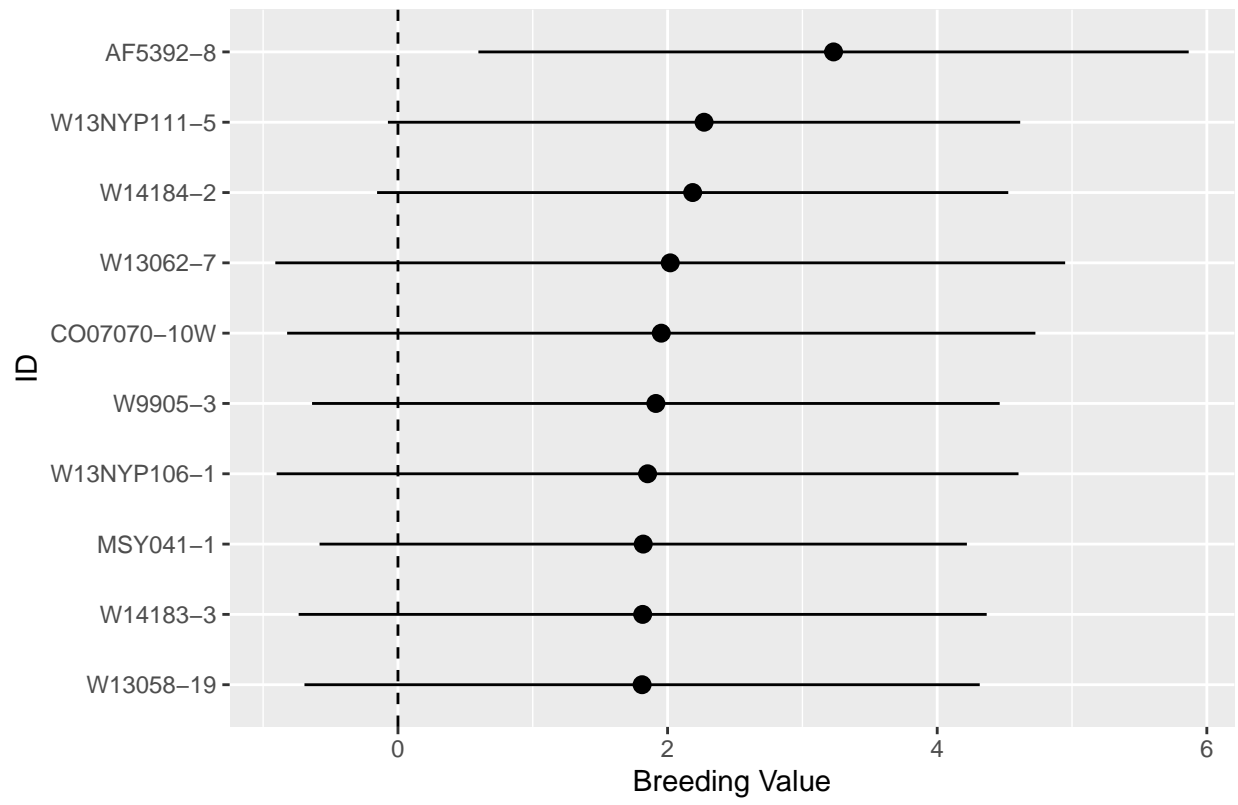
Effects of id according model lasso



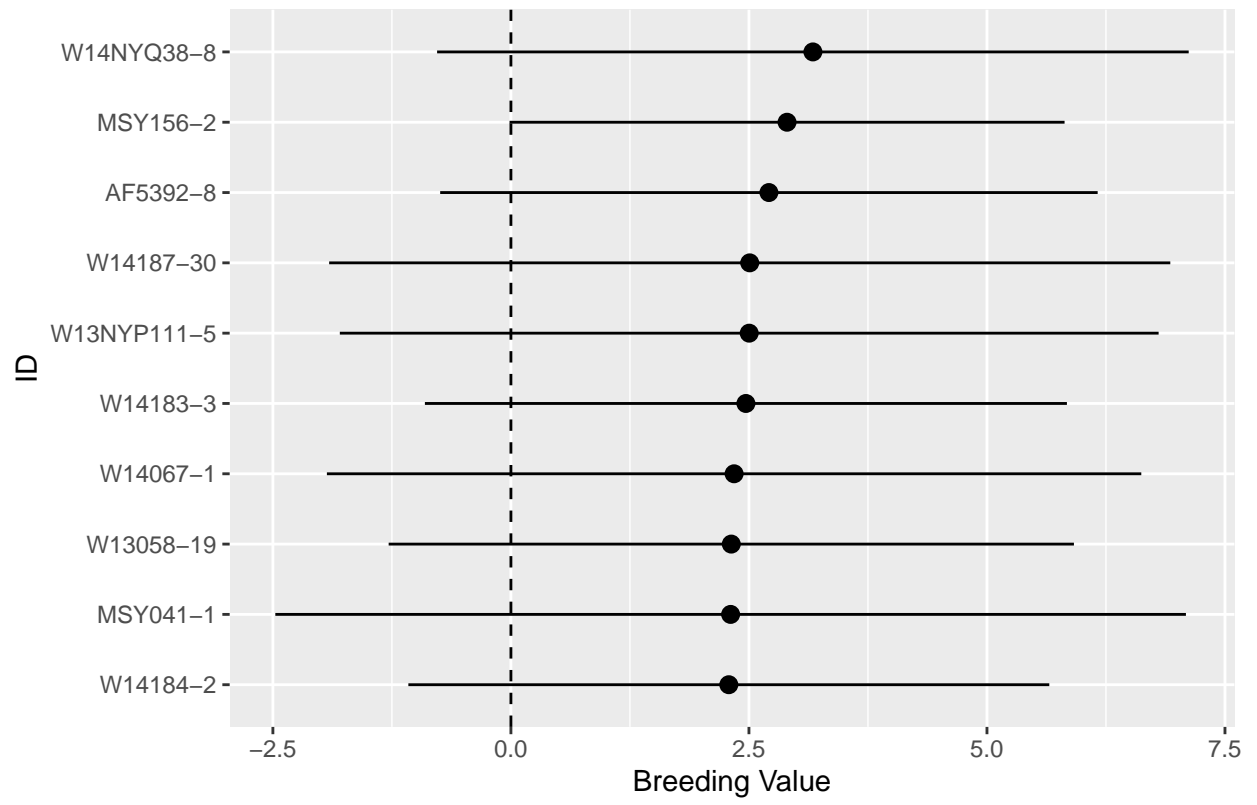
Effects of id according model ridge



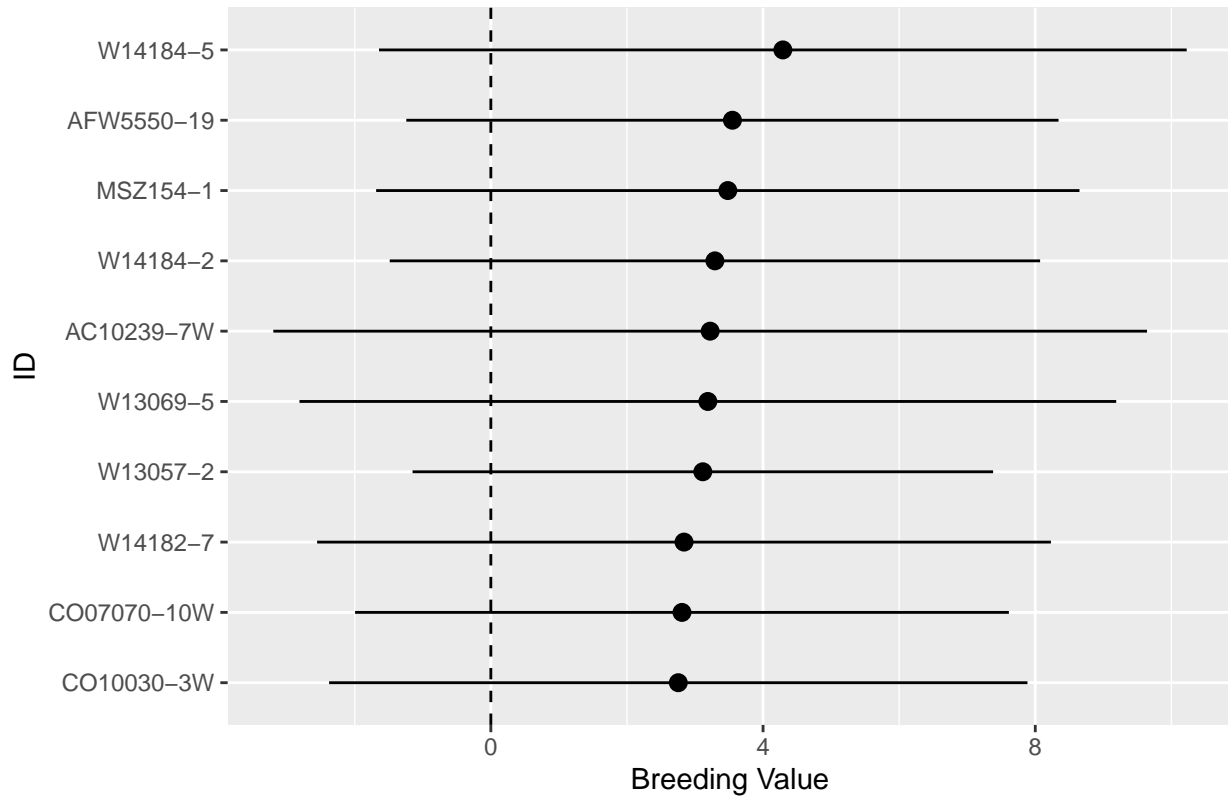
Effects of id according model bayesa



Effects of id according model bayesb



Effects of id according model bayesc



GAME

Lorem ipsum dolor sit amet, consectetur adipiscing elit. Cras sit amet mauris in ex ultricies elementum vel rutrum dolor. Phasellus tempor convallis dui, in hendrerit mauris placerat scelerisque. Maecenas a accumsan enim, a maximus velit. Pellentesque in risus eget est faucibus convallis nec at nulla. Phasellus nec lacinia justo. Morbifermentum, orci id varius accumsan, nibh neque porttitor ipsum, consectetur luctus risus arcu ac ex. Aenean a luctus augue. Suspendisse et auctor nisl. Suspendisse cursus ultrices quam non vulputate. Phasellus et pharetra neque, vel feugiat erat. Sed feugiat elit at mauris commodo consequat. Sed congue lectus id mattis hendrerit. Mauris turpis nisl, congue eget velit sed, imperdiet convallis magna. Nam accumsan urna risus, non feugiat odio vehicula eget.

Statistics

Lorem ipsum dolor sit amet, consectetur adipiscing elit. Cras sit amet mauris in ex ultricies elementum vel rutrum dolor. Phasellus tempor convallis dui, in hendrerit mauris placerat scelerisque. Maecenas a accumsan enim, a maximus velit. Pellentesque in risus eget est faucibus convallis nec at nulla. Phasellus nec lacinia justo. Morbifermentum, orci id varius accumsan, nibh neque porttitor ipsum, consectetur luctus risus arcu ac ex. Aenean a luctus augue. Suspendisse et auctor nisl. Suspendisse cursus ultrices quam non vulputate. Phasellus et pharetra neque, vel feugiat erat. Sed feugiat elit at mauris commodo consequat. Sed congue lectus id mattis hendrerit. Mauris turpis nisl, congue eget velit sed, imperdiet convallis magna. Nam accumsan urna risus, non feugiat odio vehicula eget.

Bayesian models summary table

Model

Breeding Variable

Minimum

1st Quantil

Median

Mean

3rd Quantil

Max

blup

id

-2.75

-0.52

0.07

0

0.61

2.58

ablup

id

-2.5

-0.77

0.04

-0.05

0.68

2.3

gblup

id

-1.98

-0.48

0.06

0

0.54

1.9

ssblup

id

-2.35

-0.55

-0.11

-0.11

0.31

2.84

blup

env

0

0

0

0

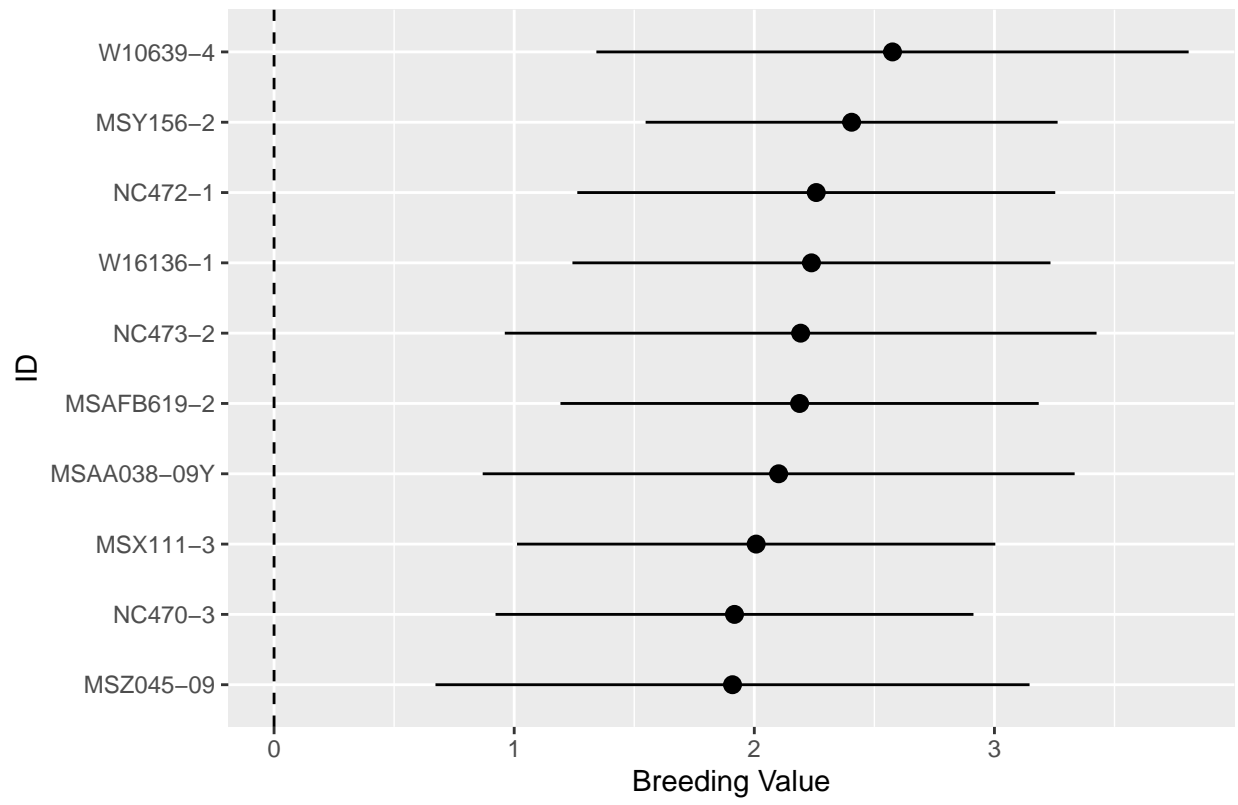
0

0

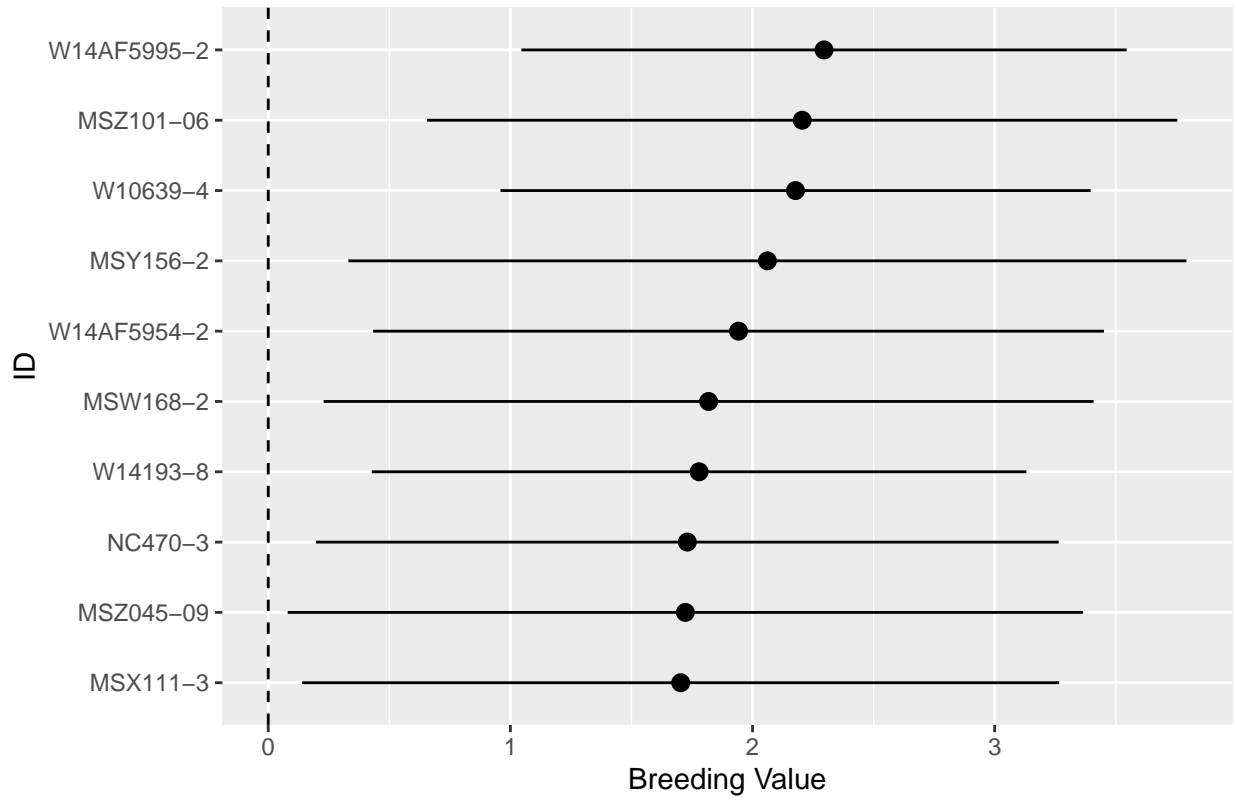
Plots

Lorem ipsum dolor sit amet, consectetur adipiscing elit. Cras sit amet mauris in ex ultricies elementum vel rutrum dolor. Phasellus tempor convallis dui, in hendrerit mauris placerat scelerisque. Maecenas a accumsan enim, a maximus velit. Pellentesque in risus eget est faucibus convallis nec at nulla. Phasellus nec lacinia justo. Morbifermentum, orci id varius accumsan, nibh neque porttitor ipsum, consectetur luctus risus arcu ac ex. Aenean a luctus augue. Suspendisse et auctor nisl. Suspendisse cursus ultrices quam non vulputate. Phasellus et pharetra neque, vel feugiat erat. Sed feugiat elit at mauris commodo consequat. Sed congue lectus id mattis hendrerit. Mauris turpis nisl, congue eget velit sed, imperdiet convallis magna. Nam accumsan urna risus, non feugiat odio vehicula eget.

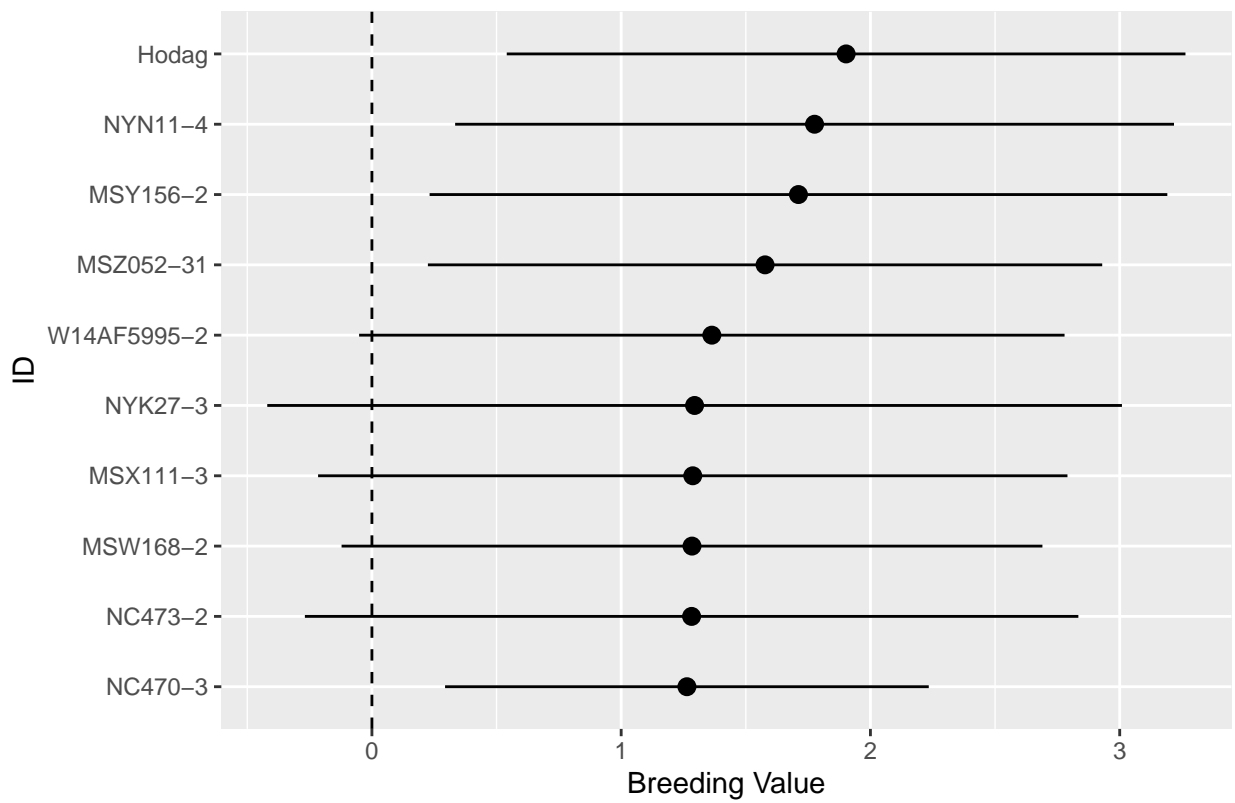
Effects of id according model blup



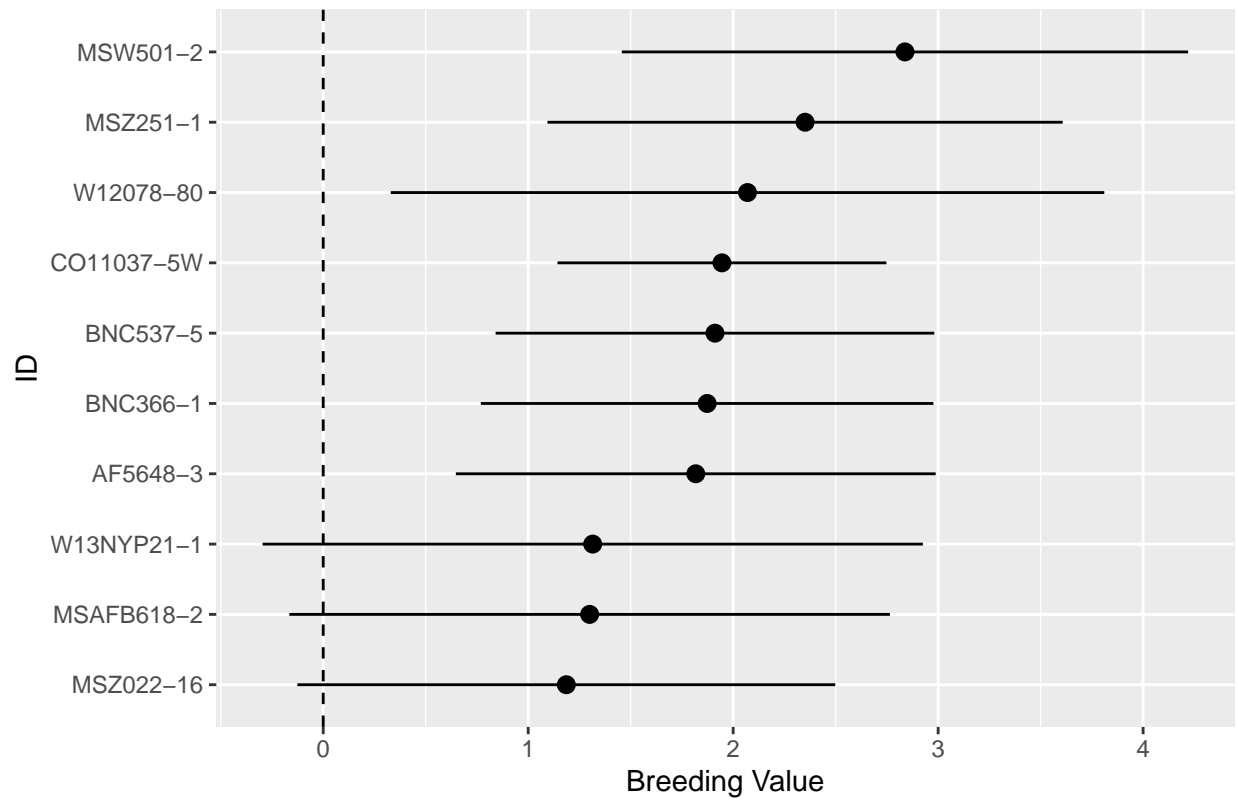
Effects of id according model ablup



Effects of id according model gblup



Effects of id according model ssblup



Effects of env according model blup

