

Example

28 April 2018

Bla...Bla...Bla

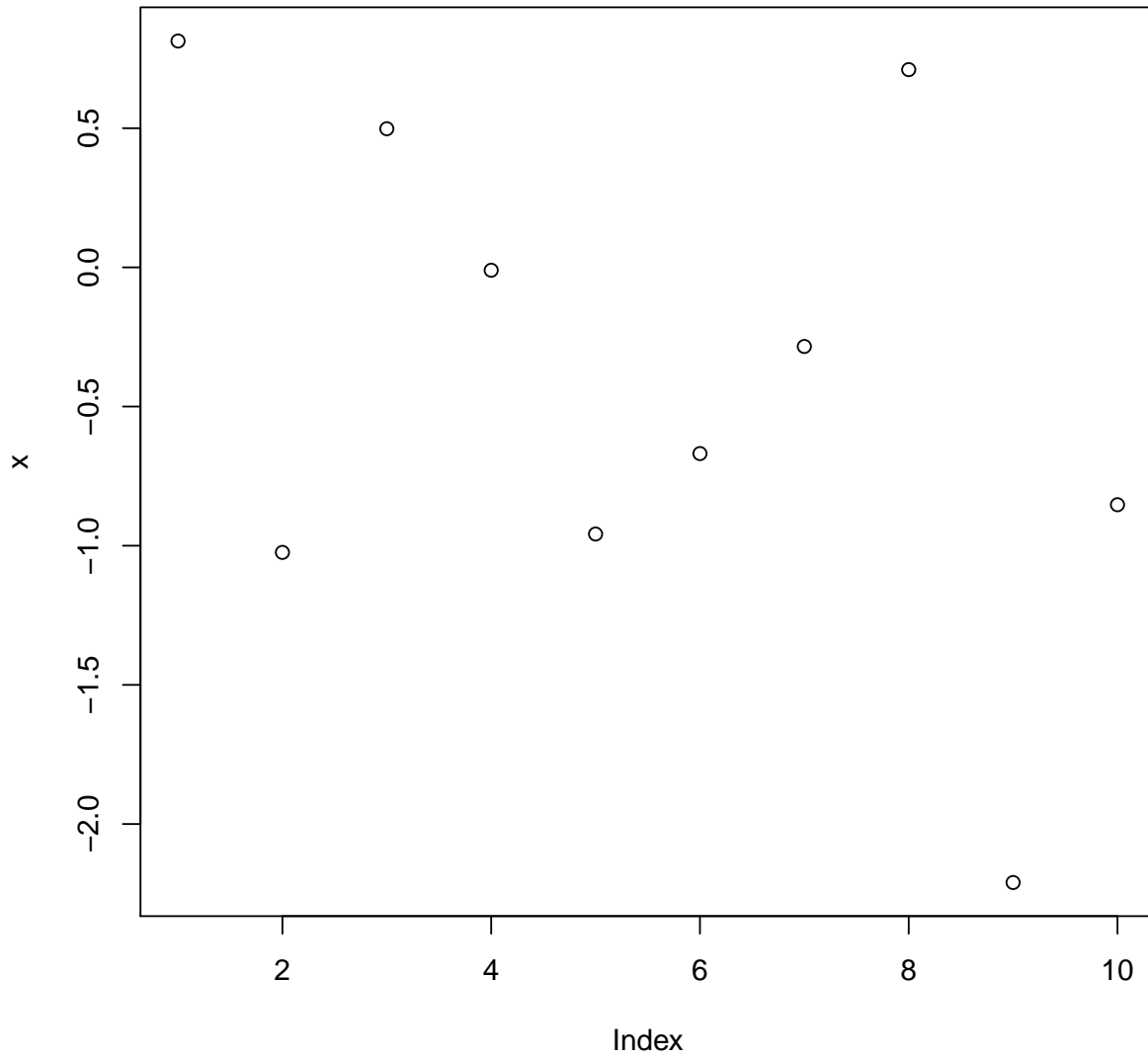


Figure 1: normal

Bla...Bla...Bla

x
0.0017384
0.0191490
0.0661849
0.0341861
0.0044048
0.0285763
0.0118869
0.0358421
0.0262538
0.0065091
0.0185175
0.0126261
0.0022572
0.0094838
0.0734565
0.0248889
0.0122629
0.0047293
0.1004818
0.0067478

Table 1: shapiro

Bla...Bla...Bla

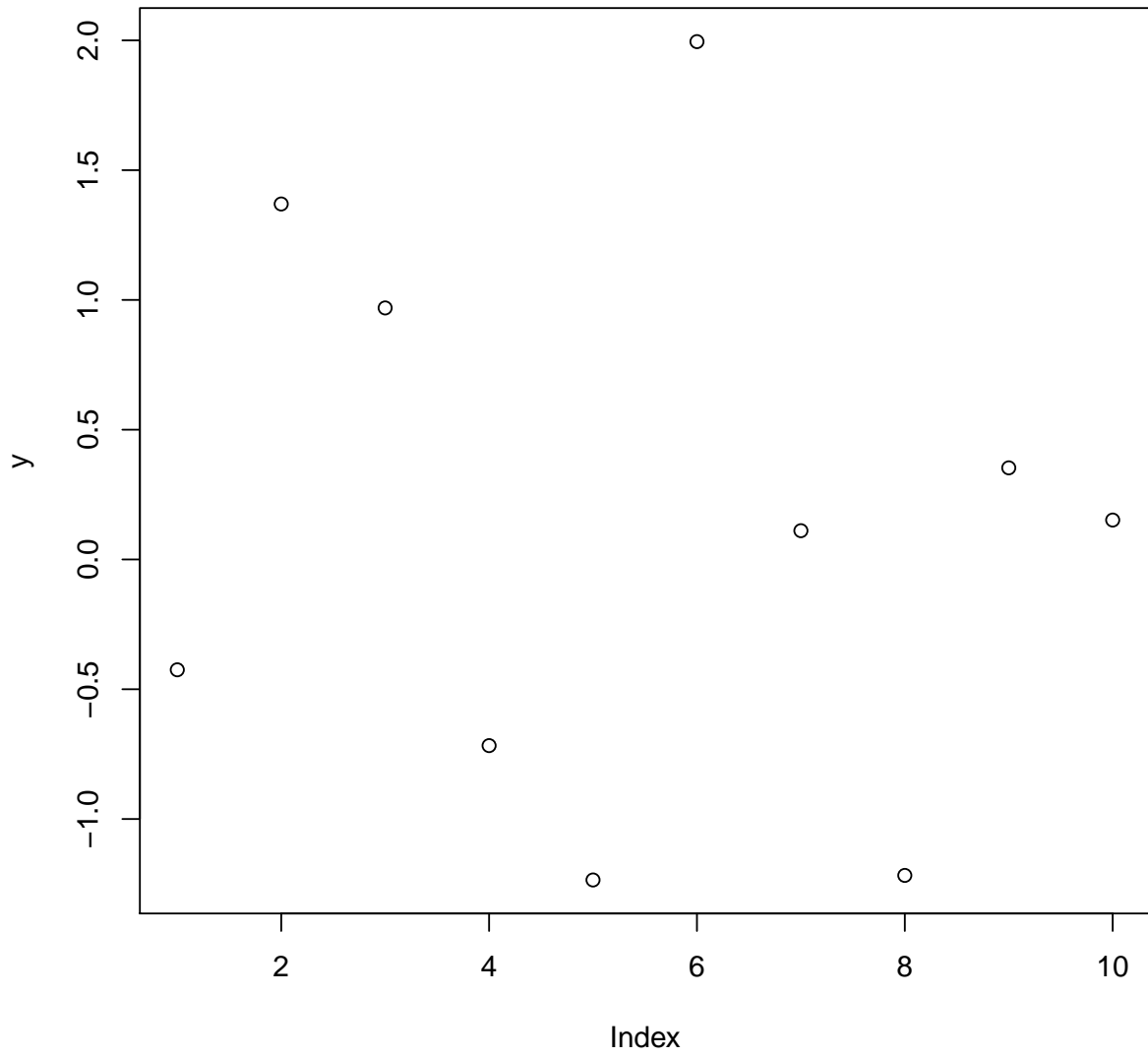


Figure 2

Bla... Bla... Bla

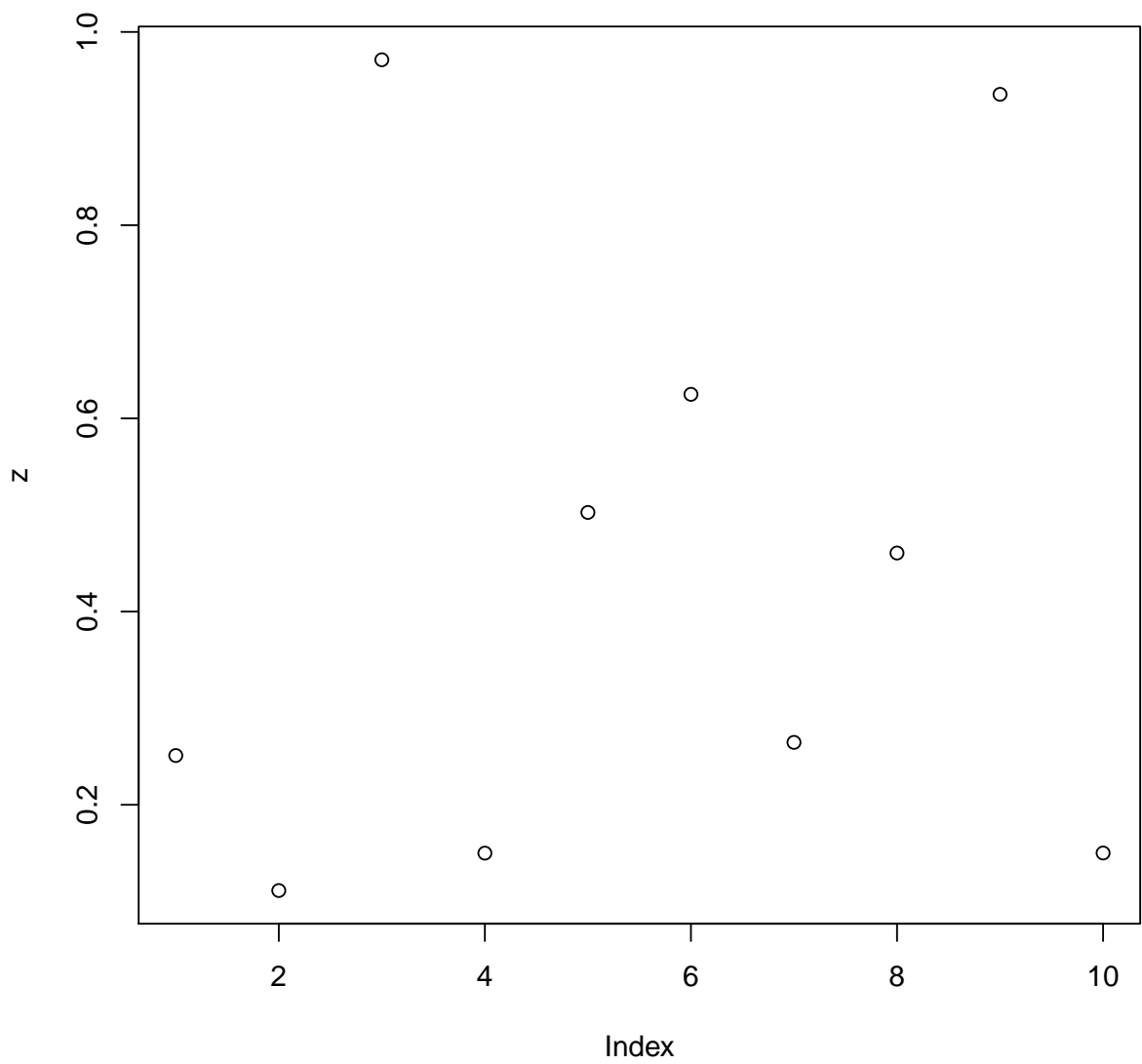


Figure 3: uniform

Bla... Bla... Bla

-1.5569048	-1.2940827	1.7106294	0.1723490	-2.1006933	-0.8110029	1.3568960	0.3838090	-0.0664289	1.0
-0.0006826	0.0738968	0.6309370	0.9382452	-0.8759342	1.0677394	-0.1363563	1.7599148	-0.5858252	2.3
0.7751907	1.3758625	-0.4498818	-0.6188443	0.1046838	1.3741381	-0.0546395	0.2451491	-1.2914554	0.9
-0.1828093	0.4569917	-0.4182240	-0.3978720	0.6531548	-1.2027918	-0.6495577	0.4871754	-0.9405698	-1.6
1.1212768	1.7779455	0.9141339	1.5619030	-0.1583376	0.8200586	1.2796174	-0.4995602	-1.5686963	-0.2

Table 2

Bla... Bla... Bla

x
0.0023577
0.1127297
0.0023940
0.0053369
0.0279039
0.3645155
0.0052540
0.0408357
0.0220720
0.0026888
0.0036803
0.0033165
0.0931782
0.3248195
0.0003181
0.1183903
0.4139152
0.0010397
0.0028948
0.3686759

Table 3: kolmogorov